

400-826-1123

宁波宏大电梯有限公司
NINGBO HOSTING ELEVATOR CO., LTD.

浙江省宁波市鄞州区东吴镇
Dongwu Town, Yinzhou District, Zhejiang Province, China

销售热线: 0574-88378555

Sales hotline: 0574-88378555

传真: 0574-88489106-201

Fax: 0086 574-88336161

邮箱: hd@nxbd.com

Email: inquiry@nxbd.com

网址: www.hosting-china.com

Website: www.hosting-china.com

高端生活
美学主义

High-end Life
Aestheticism

家用电梯
HOME ELEVATOR



宏大电梯门户网站

本书为一般信息类出版物, 我们保留随时更改产品设计和说明的权利, 所有图片和颜色可能与实物有所不同, 请以实物为准。宁波宏大电梯版权所有
This manual is an ordinary information publication. We reserve the right to change our product design and instructions at any time. All the pictures and colors may be differ slightly from the reality. The reality shall prevail in this case. Copyright: NINGBO HOSTING ELEVATOR CO., LTD. All rights reserved.

2021年6月版


HOSTING
宏大电梯



对于家的理想空间
我们有着苛刻的考量和构想
出脱于家用电器的产品思维
赋予更深层次的艺术与匠心的表达
融合智慧科技的迭代进化
不止于电梯,更是未来生活的承载
这便是宏大的高端生活美学主义

For the ideal space of home
We have harsh considerations and ideas
Product thinking out of household appliances
Give a deeper expression of art and ingenuity
Iterative evolution integrating smart technology
Not only the elevator, but also the carrier of future life
This is the Hosting's high-end life aestheticism



精致有序
Delicate and
Orderly

匠诚品质
Quality of
Craftsmanship

非凡空间
Extraordinary
Space

智慧新生
A New Generation
of Wisdom





Integrated High Quality Solutions
One-step Safe Choice

整体化高品质解决方案 一步到位的放心之选

绿色环保

整体轿厢以家庭装修的高要求进行选材，所有材质均通过宏大的严苛测试和认证，绿色环保，安全耐用；

Environment-friendly

The overall car is selected according to the high requirements of home decoration. All materials have passed Hosting's rigorous test and certification, which is green, safe and durable.

原厂品质

整体化轿厢出厂即成品，无需二次装潢，品质保障的同时减少安装周期；智能化流水线及卓越的品控系统，全生命周期把控产品质量。

Original Quality

The integrated car is a finished product when it leaves the factory, no need secondary decoration, which can guarantee the quality and reduce the installation cycle. Intelligent assembly line and excellent quality control system control product quality in the whole life cycle.

定制专家

宏大精通各类电梯结构和驱动方式，并在空间布置设计方面独具匠心，我们总能在您的家居空间中为您设计理想之梯。

Customization Expert

Master all kinds of elevator structure and driving mode, and have originality in space layout design. We can always design ideal elevator for you in your home space.

美学典范

宏大美学设计团队以超越期待的设计理念，运用国际设计理念，采用新型材料，融合中国家居生活习惯，将功能、科技、美学与品味展现得淋漓尽致。

Aesthetic Model

With the design concept beyond expectation, Hosting's aesthetic design team fully shows function, technology, aesthetics and taste by using international design concept, adopting new materials and integrating Chinese home living habits.



High-end and Efficient
Configuration Performance

高端高效的配置性能

高性能主机

采用最新永磁同步曳引机，更高效的曳引能力以及可采用更轻的轿厢，大幅度提升乘坐舒适度，运行更加平稳。

High Performance Machine

With the latest permanent magnet synchronous traction machine, more efficient traction capacity and lighter car, the ride comfort is greatly improved and the operation is more stable.



灵巧控制柜

专为家用梯独特设计，体积小巧更易于融入室内装修环境；运行无噪音，家居环境更恬静。

Smart Control Cabinet

Specially designed for home elevator, small size is easier to integrate into the interior decoration environment; no operation noise, more quiet home environment.

变频门机

可以智能调节开关门的力矩大小，使得开关门动作更加平滑、安静、安全。

Variable Frequency Door Operator

The moment of opening and closing the door can be adjusted intelligently to make the opening and closing action more smooth, quiet and safe.



Complete Elevator Protection

完善齐全的电梯保护

停电应急平层

在遇到停电情况时，宏大家用梯停电应急救援系统将自动启用备用电源，控制电梯运行至平层位置，确保乘客安全离开轿厢。

Emergency Leveling for Power Failure

In case of power failure, the emergency rescue system will automatically start the standby power supply to control the elevator to run to the levelling position to ensure that passengers leave the car safely.

一键拨号

当电梯发生故障等紧急情况时，宏大家用梯可以一键向亲友或专业人员拨打求救电话，让乘客在第一时间获得救援。

One-touch Dial

In case of emergency such as elevator failure, everyone can use the elevator to call relatives, friends or professionals for help with one button, so that passengers can get help at the first time.

多重保护

光幕、限速器、安全钳等多项保护装置，全方位守护您的出入和乘坐安全。

Multiple Protection

Light curtain, speed governor, safety gear and other protective devices can fully protect your access and travel safety.



Extremely Comfortable Riding Experience

极致舒适的乘行体验

超静音运行

宏大家用电梯采用最合理的结构设计方案，有效隔音降噪，使电梯运行时达到理想的静谧环境。

Ultra-quiet Operation

Hosting home elevator adopts the most reasonable structural design scheme, which can effectively insulate the sound and reduce the noise, so as to achieve the ideal quiet environment when the elevator is running.

空气净化

宏大家用电梯引入空气净化系统，可以有效过滤PM2.5雾霾颗粒，为您和家人营造一个健康清新的乘梯空间。

Air Purification


Hosting home elevator introduced air purification system, which can effectively filter PM2.5 haze particles and create a healthy and fresh elevator space for you and your family.

减震轿底

宏大家用电梯轿底配备减震阻尼装置，可以有效减少运行时的振动感，提升乘行舒适度。

Shock Absorbing Car Bottom

The car bottom of Hosting home elevator is equipped with damping device, which can effectively reduce the vibration during operation and improve the riding comfort.



Your Elevator Intelligent Housekeeper

您的电梯智能管家

物联网服务

宏大家用梯采用智慧物联网系统，实时监控电梯运行状况，反馈数据；可对电梯进行远程调试、故障预警、快速救援、维保提醒等。

Internet of Things Services

Hosting home elevator adopts intelligent Internet of things system to monitor elevator operation status in real time and feed back data; It can be used for remote commissioning, fault warning, rapid rescue, maintenance reminder and so on.



智能呼梯

可以选配语音呼梯、人脸识别呼梯等功能，实现更方便、智能的乘梯方式。

Intelligent Elevator Call

Voice call, face recognition call and other functions can be selected to achieve a more convenient and intelligent way of riding.

智能维保

主动监测电梯运行情况并记录数据，通过大数据分析自动提醒维保人员维保时间。

Intelligent Maintenance

Actively monitor the elevator operation and record the data, and automatically remind the maintenance personnel of the maintenance time through big data analysis.

Flexible and Suitable Customized Solutions

灵活适配的定制方案



VLA系列钢丝绳曳引式电梯



SVE系列强驱式电梯



HGD系列钢带曳引式电梯

VLA系列曳引式电梯

无需专用机房, 导轨承重, 井道利用率高;
传统钢丝绳曳引式结构, 安全性高;
无齿专用主机, 传动效率高, 运载平稳;
多种载重结构, 应对各种需求, 最大可达400kg。

VLA Series Traction Elevator

No special machine room is needed, the guide rail is load-bearing, and the utilization rate of shaft is high;
The traditional wire rope traction structure has high safety;
Special gearless machine, high transmission efficiency, stable transportation;
A variety of load-carrying structures to meet various needs, up to 400kg.

SVE系列强驱式电梯

无对重结构, 小井道大空间;
最小占地面积仅为1300mm*1100mm;
自带专有框架, 浅底坑设计;
模块化预制, 轻量化集成, 积木式安装。

SVE Series Positive Drive Elevator

No counterweight structure, large space of small shaft;
The minimum floor area is 1300mm * 1100mm;
With proprietary frame, shallow pit design;
Modular prefabrication, lightweight integration, block type installation.

HGD系列钢带曳引式电梯

无需专用机房, 导轨承重;
采用扁平钢带, 进一步提高井道利用率;
桥式钢带曳引结构, 超稳定型无偏载设计;
分体式轿厢结构与包塑钢带相结合所带来的超静音体验;
更大的井道适应范围, 轻松满足不同的客户需求。

HGD Series Steel Belt Traction Elevator

No need special machine room, guide rail bearing load;
Flat steel belt is adopted to further improve the utilization rate of the shaft;
Bridge type steel belt traction structure, super stable design without bias load;
Super quiet experience brought by the combination of split car structure and plastic-coated steel belt;
Larger shaft adaptation range can easily meet different customer needs.

Applicable Occasions

适用场合

人性化的设计理念, 让宁波宏大家用电梯能适用于多种楼房结构。

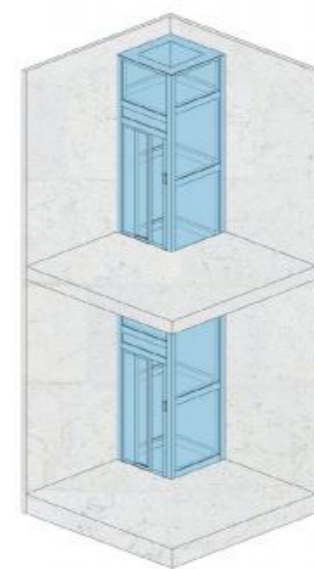
The humanized design concept makes Ningbo Hosting home elevator suitable for variety of building structures.

以下四种楼房结构均可安装

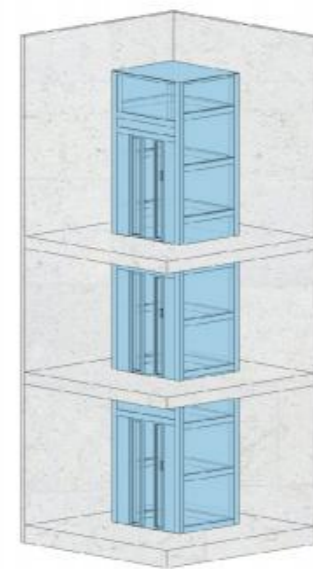
The following four kinds of building structure can be installed



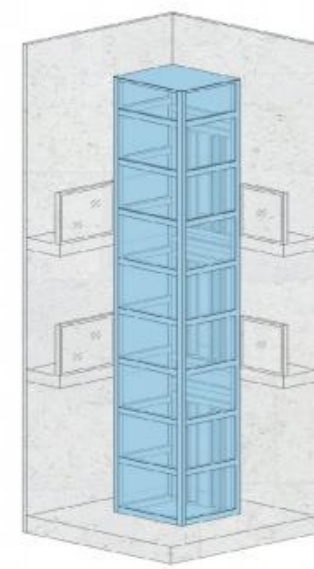
环绕楼梯中间
Surround in the middle of stairs



混凝土井道
Concrete shaft



室内楼板开孔
The indoor floor opening



中控大厅
Central control hall



HD-V2100-A

吊顶: 镜面不锈钢, LED筒灯照明
Ceiling: mirror stainless steel, LED downlight lighting

轿壁: 全发纹不锈钢
Car wall: full hairline stainless steel

地板: PVC
Floor: PVC

HD-V2100-B

吊顶: 镜面不锈钢, LED筒灯照明
Ceiling: mirror stainless steel, LED downlight lighting

轿壁: 发纹不锈钢+后壁中间镜面不锈钢
Car wall: hairline stainless steel + rear middle wall mirror stainless steel

地板: PVC
Floor: PVC

标准配置

Standard Configuration



HD-2100-A



HD-2100-B

扫描二维码360度了解轿厢
Scan the QR code to know more about the lift car in the 360-degree manner

HD-2100-A



HD-2100-B



HD-V2101

铝合金观光轿厢


Aluminum alloy observation car

操纵箱

Car operation panel



扫描二维码360度了解轿厢
Scan the QR code to know more about the lift car in the 360-degree manner



HD-COP-D (铝合金观光轿厢专用)

面板材质: 黑钛金发纹不锈钢
按钮: 微动按钮
显示: 白色段码

Faceplate material: black titanium gold hairline stainless steel
Button: inching button
Display: white segment

吊顶: 喷砂不锈钢, 暗藏灯带+镜面不锈钢

Ceiling: sandblasted stainless steel, concealed lamp belt + mirror stainless steel

轿壁: 铝合金+透明钢化玻璃+黑钛发纹不锈钢

Car wall: aluminum alloy + transparent tempered glass + black titanium hairline stainless steel

地板: PVC/选配大理石

Floor: PVC / marble is optional






HD-V2102

可选配置

Optional Configuration



扫描二维码360度了解轿厢
Scan the QR code to know more about
the lift car in the 360-degree manner



吊顶: 木质框架, LED筒灯+回光照明

Ceiling: wooden frame, LED downlight + return lighting

轿壁: 木饰面+玫瑰金镜面蚀刻不锈钢+玫瑰金镜面不锈钢

Car wall: wood finish + rose gold mirror etching stainless steel + rose gold mirror stainless steel

地板: PVC/选配大理石

Floor: PVC / marble is optional



HD-V2103

可选配置

Optional Configuration



扫描二维码360度了解轿厢
Scan the QR code to know more about
the lift car in the 360-degree manner

吊顶: 玫瑰金发纹不锈钢, LED筒灯+回光照明

Ceiling: wooden ceiling, LED downlight, hidden light with lighting

轿壁: 玫瑰金发纹不锈钢+玫瑰金镜面蚀刻不锈钢

Car wall: rose gold hairline stainless steel + rose gold mirror etching stainless steel

地板: PVC

Floor: PVC





HD-V2104

可选配置

Optional Configuration



扫描二维码360度了解轿厢
Scan the QR code to know more about
the lift car in the 360-degree manner



吊顶: 镜面不锈钢边框, 亚克力照明


Ceiling: mirror stainless steel frame, acrylic lighting

轿壁: 木纹浮雕黑钛不锈钢+黑钛镜面不锈钢

Car wall: wood grain embossed black titanium stainless steel + black titanium mirror stainless steel

地板: PVC

Floor: PVC



HD-V2105

可选配置

Optional Configuration



扫描二维码360度了解轿厢
Scan the QR code to know more about
the lift car in the 360-degree manner

吊顶: 白色金属烤漆+黑钛发纹不锈钢框架, LED筒灯+回光照明

Ceiling: white metal paint + black titanium hairline stainless steel frame, LED downlight + return lighting

轿壁: 黑钛喷砂不锈钢+黑钛镜面不锈钢+喷砂深蚀刻工艺

Car wall: black titanium sandblasted stainless steel + black titanium mirror stainless steel + sandblasted deep etching process

地板: PVC

Floor: PVC





HD-V2106

可选配置

Optional Configuration



扫描二维码360度了解轿厢
Scan the QR code to know more about the lift car in the 360-degree manner



吊顶: 金属烤漆框架, 透光云石及筒灯复合照明

Ceiling: metal paint frame, transparent marble and downlight composite lighting

轿壁: 工艺木饰面+玫瑰金镜面不锈钢

Car wall: craft wood finish + rose gold mirror stainless steel

地板: PVC

Floor: PVC



HD-V2107

可选配置

Optional Configuration



扫描二维码360度了解轿厢
Scan the QR code to know more about the lift car in the 360-degree manner

吊顶: 香槟金发纹不锈钢+白色金属烤漆框架+亚克力及筒灯复合照明

Ceiling: champagne gold hair stainless steel + white metal paint frame + acrylic and downlight composite lighting

轿壁: 香槟金镜面蚀刻不锈钢+香槟金发纹不锈钢+木饰面+香槟金镜面不锈钢嵌条

Car wall: champagne gold mirror etching stainless steel + champagne gold hairline stainless steel + wood finish + champagne gold mirror stainless steel strip

地板: PVC

Floor: PVC






HD-V2108

可选配置

Optional Configuration



扫描二维码360度了解轿厢
Scan the QR code to know more about
the lift car in the 360-degree manner



吊顶: 黑钛镜面不锈钢框架, 亚克力及筒灯复合照明


Ceiling: black titanium mirror stainless steel frame, acrylic and downlight composite lighting

轿壁: 黑钛镜面不锈钢+皮革硬包

Car wall: black titanium mirror stainless steel + leather hard decoration

地板: PVC/选配大理石

Floor: PVC / marble is optional



HD-V2109

可选配置

Optional Configuration



扫描二维码360度了解轿厢
Scan the QR code to know more about
the lift car in the 360-degree manner

吊顶: 白色金属烤漆及古铜和纹框架, 古铜镜面不锈钢+筒灯照明


Ceiling: white metal paint and bronze irregularly-lined frame, bronze mirror stainless steel + downlight lighting

轿壁: 古铜和纹不锈钢+茶镜

Car wall: bronze irregularly-lined stainless steel + tea mirror

地板: PVC/选配大理石

Floor: PVC / marble is optional






HD-V2110

可选配置

Optional Configuration



扫描二维码360度了解轿厢
Scan the QR code to know more about
the lift car in the 360-degree manner



吊顶: 黑钛发纹不锈钢, 筒灯照明


Ceiling: black titanium hairline stainless steel, downlight lighting

轿壁: 黑钛发纹不锈钢+黑钛镜面不锈钢+LED线形灯

Car wall: black titanium hairline stainless steel + black titanium mirror stainless steel + LED linear lamp

地板: PVC/选配大理石

Floor: PVC / marble is optional



HD-V2111

可选配置

Optional Configuration



扫描二维码360度了解轿厢
Scan the QR code to know more about
the lift car in the 360-degree manner

吊顶: 镜面不锈钢平顶, 筒灯照明

Ceiling: mirror stainless steel flat ceiling, downlight lighting

轿壁: 发纹不锈钢+夹胶安全玻璃

Car wall: hairline stainless steel + laminated safety glass

地板: PVC/选配大理石

Floor: PVC / marble is optional



Shaft Frame

井道框架

您可以根据个人喜好以及楼层的装修风格确定框架的材质和颜色, 让电梯充满个性, 成为生活中的点睛之作。

You can determine the material and color of the frame according to your personal preference and the decoration style of the floor, making the elevator be full of personality and becoming the finishing point in life.


井道框架产品配置(型材)

Shaft Frame Product Configuration (Profile)



井道侧板(钢化玻璃)

Side Plate Of Shaft (Tempered Glass)



Hall Door

厅门



NTD-2101
香槟金发纹蚀刻
Champagne gold hairline stainless steel etching



NTD-2102
香槟金镜面蚀刻
Champagne gold mirror etching



NTD-2103
钛金发纹蚀刻
Titanium hairline etching



NTD-2104
玫瑰金镜面蚀刻
Rose gold mirror etching



NTD-2105
浅古铜发纹蚀刻
Light antique bronze hairline stainless steel etching



NTD-2106
玫瑰金发纹蚀刻
Rose gold hairline stainless steel etching



NTD-2107
玫瑰金镜面蚀刻
Rose gold mirror etching



NTD-2108
本色发纹蚀刻
Natural hairline etching



NTD-2109
香槟金发纹边框+夹胶玻璃
Champagne gold hairline frame+laminated glass



NTD-2110
黑钛镜面蚀刻
Black titanium mirror etching

可选面板材质

Optional Panel Materials



发纹不锈钢 Hairline stainless steel



镜面不锈钢 Mirror stainless steel



喷砂不锈钢 Sandblasted stainless steel



钛金 Titanium



玫瑰金 Rose gold



钛黑 Titanium black



古铜 Bronze



香槟金 Champagne gold

人机界面

标配操纵箱
Standard Operation Panel



HD-COP-A
面板材质:发纹不锈钢
按钮:微动按钮 显示:白色段码
尺寸:960*167*50
Faceplate material: hairline stainless steel
Button: inching button
Display: white segment
Size: 960 * 167 * 50

选配操纵箱
Optional Operation Panel



HD-COP-B
面板材质:发纹不锈钢
按钮:微动按钮
显示:白色段码
Faceplate material: hairline stainless steel
Button: inching button
Display: white segment

※前壁宽度需≥225MM时可选
※10寸彩显时,前壁宽度需≥250MM

* It is optional when front wall width > 225mm
* For 10 inch color display, the front wall width should be > 250mm

选配操纵箱
Optional Operation Panel



HD-COP-C
面板材质:钢化玻璃面板
按钮:触摸带提示音
显示:13寸全触摸TFT
尺寸:330*198*13
Faceplate material: tempered glass panel
Button: touch with prompt tone
Display: 13 inch full touch TFT
Size: 330 * 198 * 13

选配显示器
Optional display



HD-CXS-A
面板材质:玻璃面板
显示:彩色液晶图片机
尺寸:10寸
Faceplate material: glass panel
Display: color LCD
Size: 10 inches



HD-CXS-B
面板材质:玻璃面板
显示:彩色液晶图片机
尺寸:7寸
Faceplate material: glass panel
Display: color LCD
Size: 7 inches

人机界面

标配外呼
Standard Calling Board



HD-HOP-A 无底盒
面板材质:标准发纹不锈钢+亚克力面板
按钮:微动按钮
显示:白色段码
尺寸:337*92*12
Faceplate material: standard hairline stainless steel + acrylic panel
Button: inching button
Display: white segment
Size: 337 * 92 * 12



HD-HOP-F 无底盒
面板材质:玻璃面板
按钮:微动按钮
显示:白色段码
尺寸:250*85*14
Faceplate material: glass panel
Button: inching button
Display: white segment
Size: 250 * 85 * 14



HD-HOP-08 有底盒
面板材质:标准发纹不锈钢
按钮:微动按钮
显示:白色段码
尺寸:450*110*2
Faceplate material: standard hairline stainless steel
Button: inching button
Display: white segment
Size: 450 * 110 * 2

选配显示器
Optional display



HD-HXS-A
4.3寸
蓝色液晶
Blue LCD
4.3 inches

选配外呼
Optional Calling Board



HD-HOP-B
面板材质:钢化玻璃面板
按钮:触摸带提示音
显示:4寸全触摸TFT
尺寸:88*88*18
Faceplate material: tempered glass panel
Button: touch with prompt tone
Display: 4 inch full touch TFT
Size: 88 * 88 * 18



HD-HOP-C
面板材质:钢化玻璃面板
按钮:一体式触摸按钮
显示:3.5寸TFT真彩显示
尺寸:230*91*13
Faceplate material: tempered glass panel
Button: integrated key touch button
Display: 3.5-inch TFT true color display
Size: 230 * 91 * 13



HD-HOP-D
面板材质:玻璃面板
按钮:触摸按钮
显示:白色段码
尺寸:110*110*15.5
Faceplate material: glass panel
Button: touch button
Display: white segment
Size: 110 * 110 * 15.5



HD-HOP-E
面板材质:玻璃面板
按钮:触摸按钮
显示:白光点阵
尺寸:178*68*11.5
Faceplate material: glass panel
Button: touch button
Display: white light dot matrix
Size: 178 * 68 * 11.5



HD-HOP-G
面板材质:玻璃面板
按钮:触摸按钮
显示:白光点阵
尺寸:78*16
Faceplate material: glass panel
Button: touch button
Display: white light dot matrix
Size: 78 * 16

电梯控制系统配置

运行功能

Operation Function

集选控制	Selective collective control
本层厅外开门	Landing door opens at the current floor
层高自动测定	The height automatic measurement
厅门、轿门时间分别控制	Time of landing door and car door are controlled respectively
轿内误指令消除	Car error instructions elimination
直接停靠	Direct stop
自动返基站	Automatic return to base station
自动泊梯	Automatic parking
开门异常手动选层自救功能	Manual floor selection and self-rescue in case of abnormal door opening

安全功能

Safety Function

超载保护	Overload protection
超载报警	Overload alarm
超速保护	Overspeed protection
光幕保护	Light curtain protection
运行时间保护	Running time protection
关门受阻保护	Door closing protection
位置异常自动校正	Abnormal position automatic correction
故障自动检测和存储	Error automatic detection and storage
抱闸监控功能	Brake monitoring function
接触器反馈检测功能	Contactors feedback detection
终端楼层保护	Terminal floor protection
检修操作	Inspection operation

人机界面

The man-machine interface

轿内及厅外数码显示	Digital indication for car and hall call
轿内及厅外方向指示	Direction indication for car and hall call
检修状态提醒显示	Inspection status indication

应急功能

Emergency function

报警装置	Alarm device
应急照明	Emergency lighting
轿厢警铃	The car alarm
机房紧急电动运行	Emergency electric operation in machine room
停电应急平层	Emergency leveling for power failure

节能功能

Energy saving function

轿内照明自动控制	Automatic lighting control in the car
轿内风扇自动控制	Fan automatic control (fac) in the car
停止服务锁	Service stop lock

家用电梯专用功能

Special function of the home elevator

智能语音通话	Intelligent voice calls
检修安全装置	Inspection safety device

选配功能

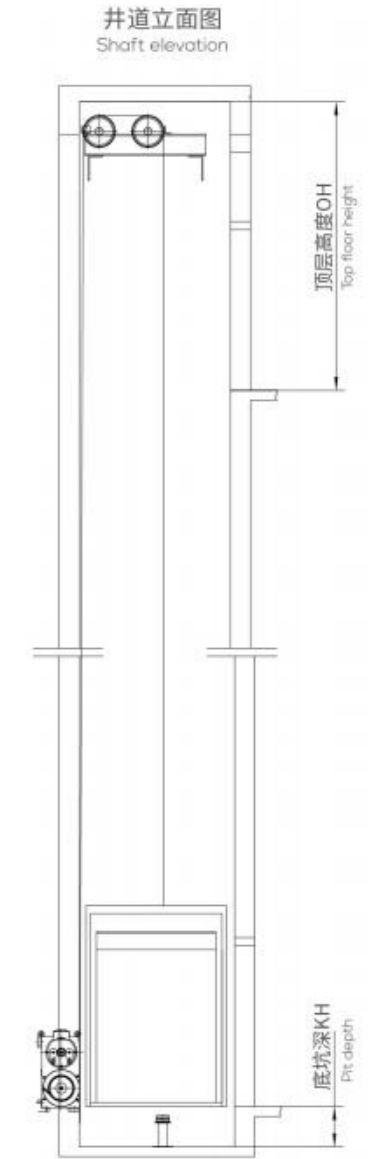
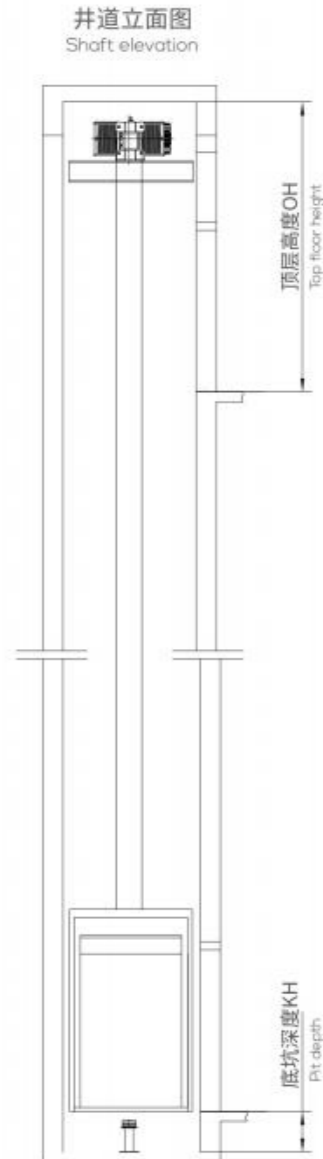
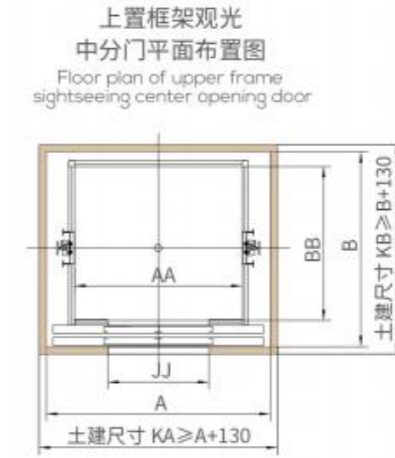
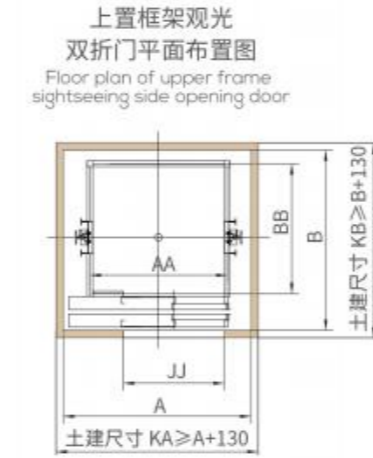
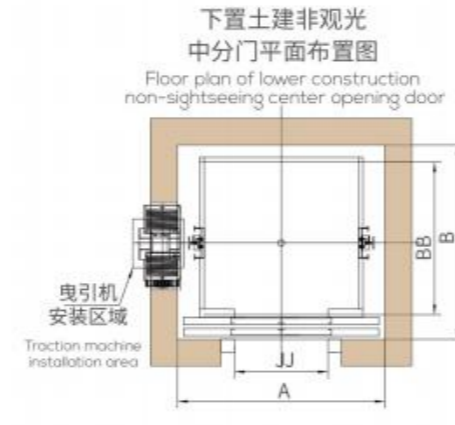
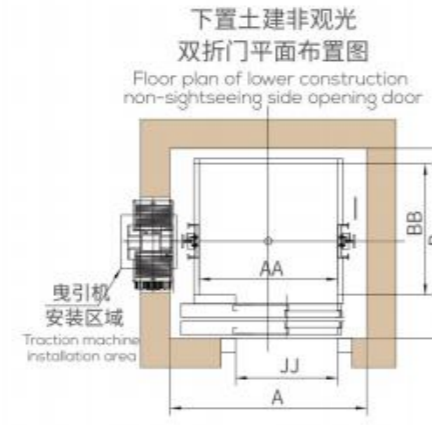
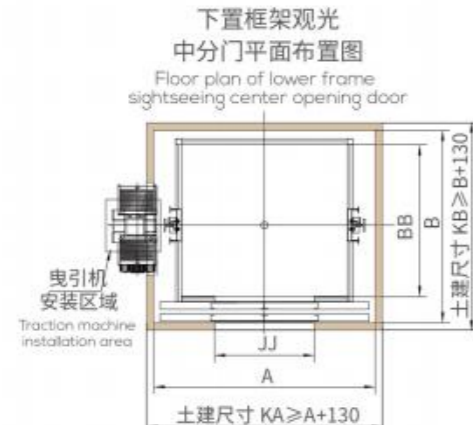
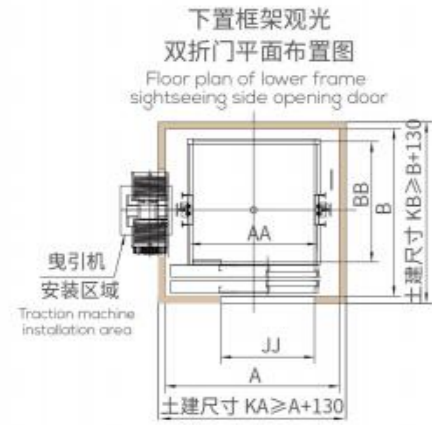
Optional features

身份IC卡识别控制*	Identity identification IC card control*
智能语音呼梯	Intelligent voice call
梯内空气净化	Air purification in elevator

SVE系列土建参数

强驱家用电梯(SVE)标准土建技术参数

额定载重 (Kg)	额定速度 (m/s)	型号	轿厢规格			门规格		井道内净尺寸/框架内尺寸				曳引机位置	轿厢观光情况	井道结构	
			宽AA (mm)	深BB (mm)	高HK (mm)	开门方式	宽JJ (mm)	高HH (mm)	宽A (mm)	深B (mm)	底坑KH (mm)				顶层OH (mm)
320	0.4	SVE320-A	950	900	2200	双折	700	2000	1300	1250	300	3300	上置	观光	铝框架
		SVE320-B	950	900	2200	双折	700	2000	1300	1250	300	3000	下置	观光	铝框架
		SVE320-C	950	900	2200	双折	700	2000	1300	1250	300	3300	上置	观光	钢框架
		SVE320-D	950	900	2200	双折	700	2000	1300	1250	300	3000	下置	观光	钢框架
		SVE320-E	950	900	2200	双折	700	2000	1350	1300	300	3300	上置	非观光	砖混/钢结构
		SVE320-F	950	900	2200	双折	700	2000	1350	1300	300	3000	下置	非观光	砖混/钢结构
400	0.4	SVE400-A	1200	1100	2200	中分	700	2000	1550	1350	300	3300	上置	观光	铝框架
		SVE400-B	1200	1100	2200	中分	700	2000	1550	1350	300	3000	下置	观光	铝框架
		SVE400-C	1200	1100	2200	中分	700	2000	1550	1350	300	3300	上置	观光	钢框架
		SVE400-D	1200	1100	2200	中分	700	2000	1550	1350	300	3000	下置	观光	钢框架
		SVE400-E	1150	1100	2200	中分	700	2000	1550	1450	300	3300	上置	非观光	砖混/钢结构
		SVE400-F	1150	1100	2200	中分	700	2000	1550	1450	300	3000	下置	非观光	砖混/钢结构

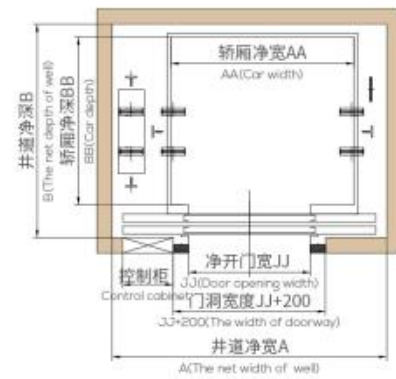


VLA系列土建参数

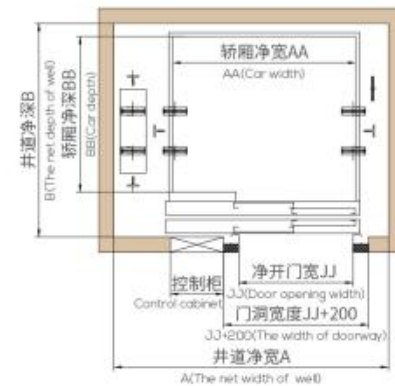
桥式曳引家用电梯(VLA)土建技术参数

额定载重 (Kg)	额定速度 (m/s)	型号	轿厢规格			门规格		井道内净尺寸/框架内尺寸				曳引机位置	轿厢观光情况	井道结构		
			宽AA (mm)	深BB (mm)	高HK (mm)	开门方式	宽JJ (mm)	高HH (mm)	宽A (mm)	深B (mm)	底坑KH (mm)				顶层OH (mm)	
320	0.4	VLA320-A	650	900	2200	双折	600	2000	1250	1300	400	3000	侧置	非观光	钢框架/砖混	
		VLA320-B	700	900	2200	双折	600	2000	1300	1250	400	3000		观光	铝框架	
		VLA400-A	950	900	2200	中分	700	2000	1550	1300	400	3000		非观光	钢框架/砖混	
		VLA400-B	950	900	2200	中分	700	2000	1550	1250	400	3000		观光	铝框架	
400		VLA400-C	1200	1100	2200	中分	800	2000	1800	1400	400	3000		观光	钢框架/砖混	
		VLA400-D	1200	1100	2200	中分	800	2000	1800	1350	400	3000		非观光	铝框架	
320	0.4	VLA320-C	850	900	2200	双折	600	2000	1250	1500	200	3300		后置	非观光	钢框架/砖混
		VLA320-D	850	900	2200	双折	600	2000	1250	1450	200	3300			观光	铝框架
		VLA400-E	1150	900	2200	中分	700	2000	1550	1500	200	3300	非观光		钢框架/砖混	
		VLA400-F	1150	900	2200	中分	700	2000	1550	1450	200	3300	观光		铝框架	
400		VLA400-G	1350	1100	2200	中分	800	2000	1750	1700	200	3300	非观光		钢框架/砖混	
		VLA400-H	1350	1100	2200	中分	800	2000	1750	1650	200	3300	观光		铝框架	

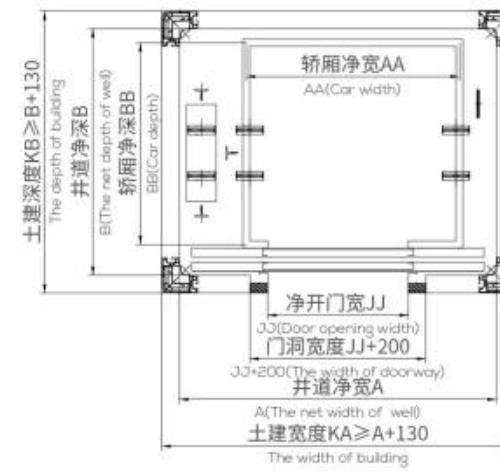
井道平面图(中分)
Shaft layout (center opening)



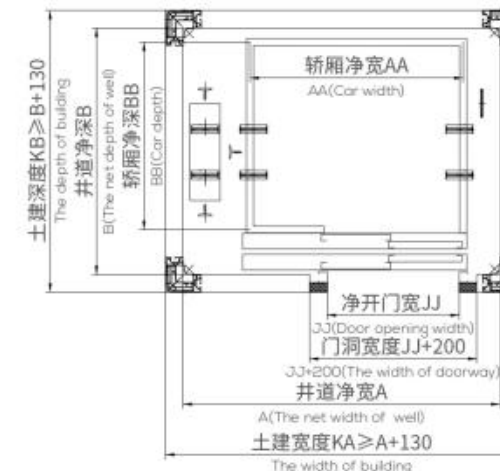
井道平面图(旁开)
Shaft layout (side opening)



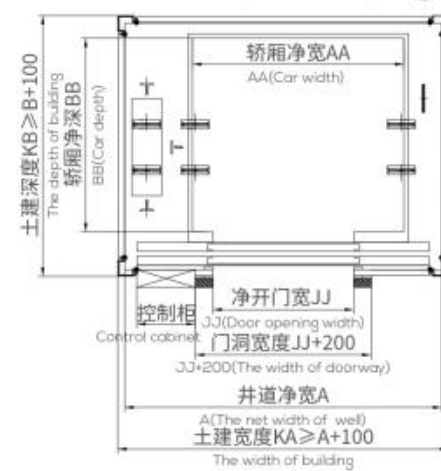
铝合金井道平面布置图(中分)
Aluminium alloy Shaft layout (Center opening)



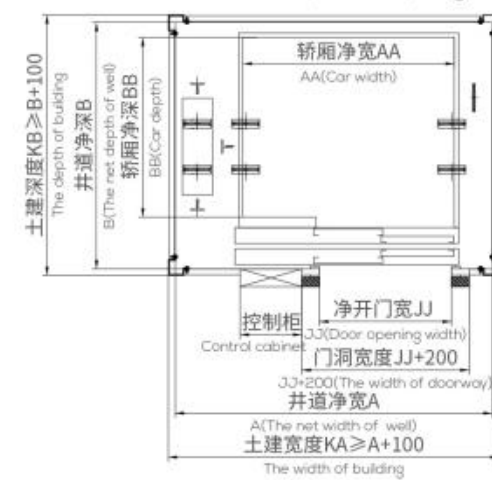
铝合金井道平面布置图(旁开)
Aluminium alloy Shaft layout (Side opening)



钢结构井道平面布置图(中分)
Steel Shaft layout (Center opening)

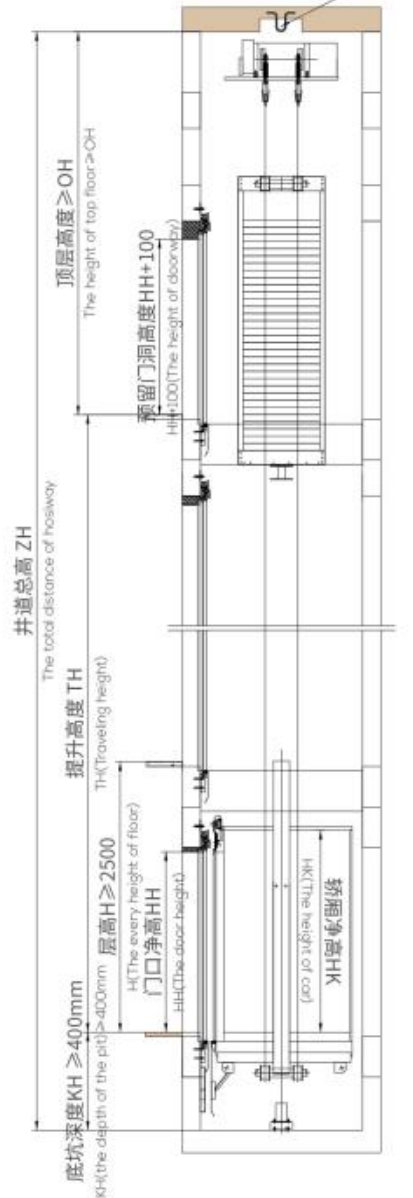


钢结构井道平面布置图(旁开)
Steel structure Shaft layout (Side opening)



井道立面图
Shaft elevation

吊钩承重1000kg (用户自理)
Load capacity of lifting hook 1000kg (provided by customer)

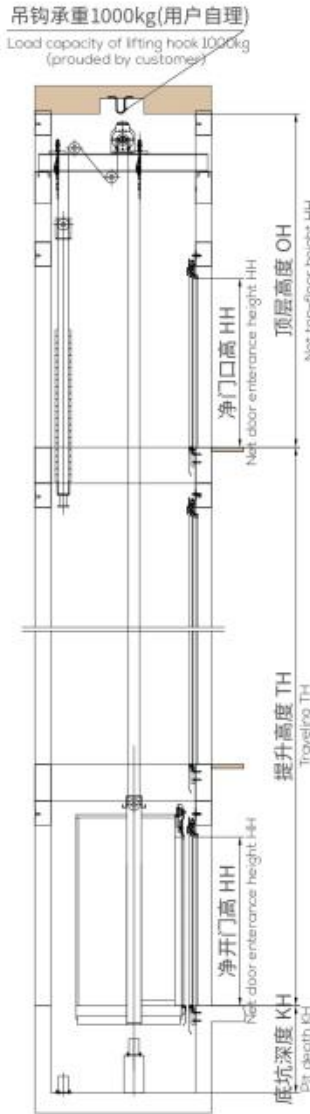


HGD系列土建参数

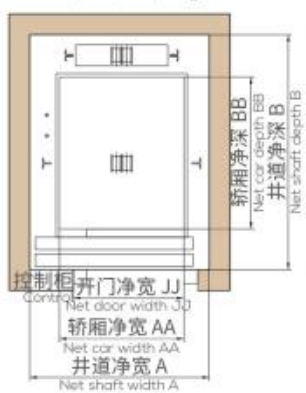
钢带家用电梯(HGD)标准土建技术参数

额定载重 (Kg)	额定速度 (m/s)	型号	轿厢规格			门规格		井道内净尺寸				对重位置	轿厢观光情况	井道结构	
			宽AA (mm)	深BB (mm)	高HK (mm)	开门方式	宽JJ (mm)	高HH (mm)	宽A (mm)	深B (mm)	底坑KH (mm)				顶层OH (mm)
320	0.4	HD6000-HGD-A	950	950	2200	双折	800	2000	1550	1350	400	3000	侧置	非观光	用户钢结构
		HD6000-HGD-B	950	950	2200	双折	800	2000	1550	1350	400	3000	侧置	非观光	砖混
		HD6000-HGD-C	950	950	2200	双折	800	2000	1600	1450	400	3000	侧置	非观光	宏大钢框架
		HD6000-HGD-D	950	900	2200	双折贯通	800	2000	1550	1500	400	3000	侧置	非观光	砖混/用户钢结构
		HD6000-HGD-E	950	950	2200	双折	800	2000	1640	1390	400	3000	侧置	观光	宏大铝合金框架
		HD6000-HGD-F	1000	900	2200	双折	700	2000	1480	1560	300	3300	后置	观光	宏大铝合金框架
		HD6000-HGD-G	950	950	2200	双折	800	2000	1600	1350	400	3000	侧置	观光	用户钢结构
		HD6000-HGD-H	900	950	2200	双折	700	2000	1300	1550	300	3300	后置	非观光	砖混/用户钢结构
400	0.4	HD6000-HGD-A	1200	1100	2200	中分	800	2000	1800	1400	400	3000	侧置	非观光	用户钢结构
		HD6000-HGD-B	1200	1100	2200	中分	800	2000	1800	1400	400	3000	侧置	非观光	砖混
		HD6000-HGD-C	1200	1000	2200	中分	800	2000	1870	1420	400	3000	侧置	非观光	宏大钢框架
		HD6000-HGD-D	1200	1000	2200	中分贯通	800	2000	1800	1450	400	3000	侧置	非观光	砖混/用户钢结构
		HD6000-HGD-E	1200	1100	2200	中分	800	2000	1890	1480	400	3000	侧置	观光	宏大铝合金框架
		HD6000-HGD-F	1200	1100	2200	中分	700	2000	1680	1680	300	3300	后置	观光	宏大铝合金框架
		HD6000-HGD-G	1200	1100	2200	中分	800	2000	1850	1450	400	3000	侧置	观光	用户钢结构
		HD6000-HGD-H	1200	1100	2200	中分	700	2000	1600	1600	300	3300	后置	非观光	砖混/用户钢结构

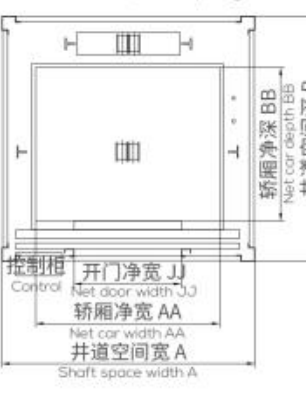
井道立面图
Shaft elevation



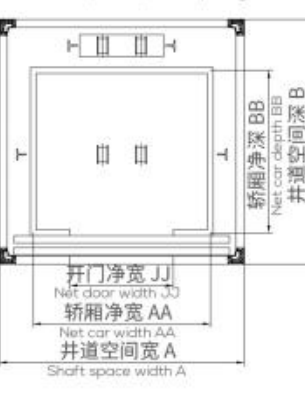
井道平面图(旁开)
Shaft plan(side opening)



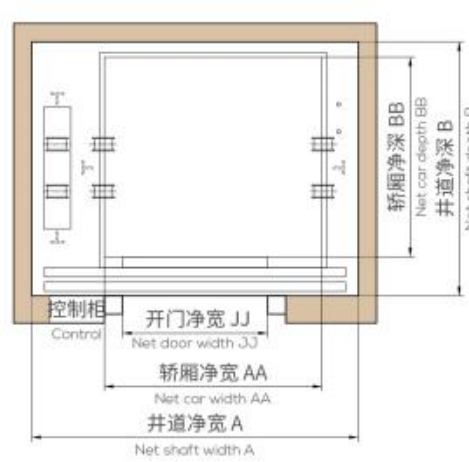
钢结构井道(中分)
Steel structure shaft(center opening)



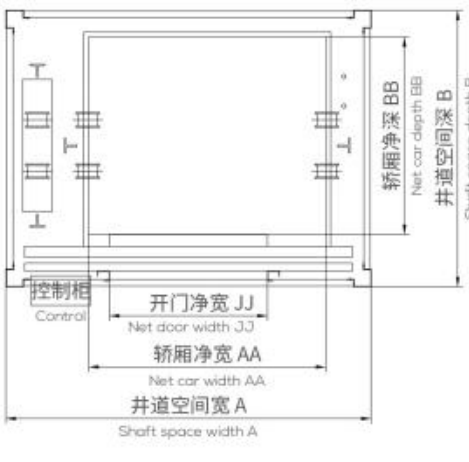
铝合金井道(中分)
Aluminum alloy shaft(center opening)



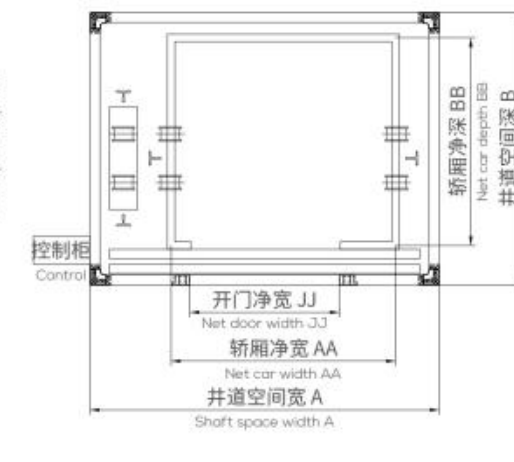
井道平面图(中分)
Shaft layout (center opening)



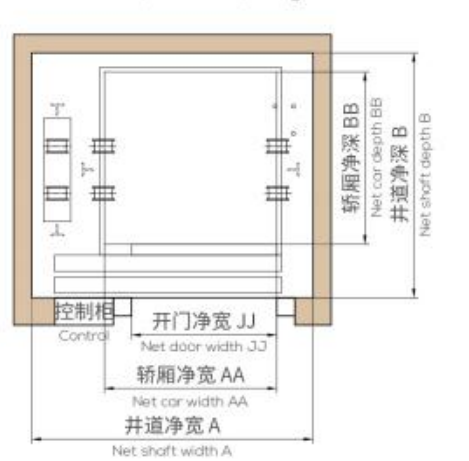
钢结构井道(中分)
Steel structure shaft(center opening)



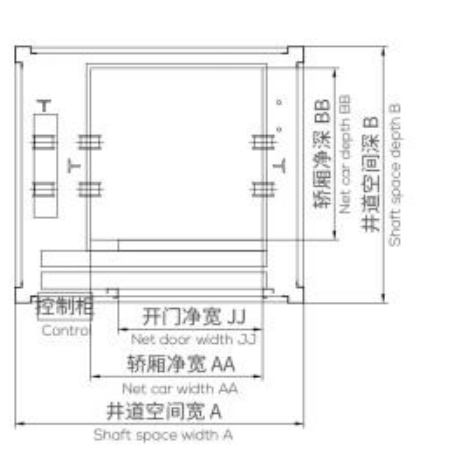
铝合金井道(中分)
Aluminum alloy shaft(center opening)



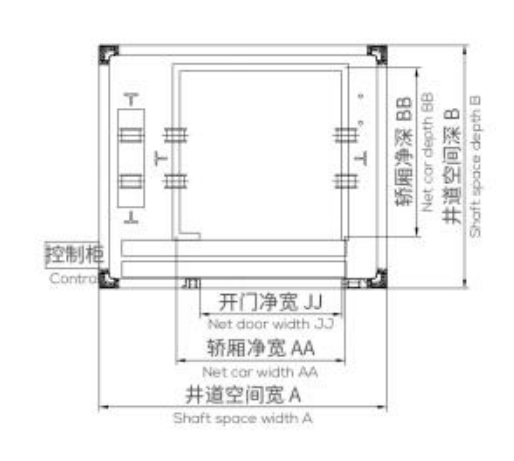
井道平面图(旁开)
Shaft layout (side opening)



钢结构井道(旁开)
Steel structure shaft(side opening)



铝合金井道(旁开)
Aluminum alloy shaft(side opening)



井道立面图
Shaft elevation

